

REPUBLIC OF GUINEA

Public Administration Country Profile

Division for Public Administration and Development Management (DPADM)
Department of Economic and Social Affairs (DESA)
United Nations

October 2004

All papers, statistics and materials contained in the Country Profiles express entirely the opinion of the mentioned authors. They should not, unless otherwise mentioned, be attributed to the Secretariat of the United Nations.

The designations employed and the presentation of material on maps in the Country Profiles do not imply the expression of any opinion whatsoever on the part of the Secretariat of the United Nations concerning the legal status of any country, territory, city or area or of its authorities, or concerning the delimitation of its frontiers or boundaries.

Table of Contents	1
Guinea	2
1. General Information	3
1.1 People.....	3
1.2 Economy	3
1.3 Public Spending	4
1.4 Public Sector Employment and Wages.....	4
2. Legal Structure	5
2.1 Legislative Branch.....	5
2.2 Executive Branch	5
2.3 Judiciary Branch	6
2.4 Local Government.....	7
3. The State and Civil Society	8
3.1 Ombudsperson	8
3.2 NGOs	8
3.3 Civil Society	8
4. Civil Service	9
4.1 Legal basis.....	9
4.2 Recruitment	9
4.3 Promotion.....	9
4.4 Remuneration	10
4.5 Training.....	11
4.6 Retirement.....	11
4.7 Gender.....	11
5. Ethics and Civil Service	13
5.1 Corruption	13
5.2 Ethics.....	14
6. e-Government	15
6.1 e-Government Readiness	15
6.2 e-Participation	16
7. Links	17
7.1 National sites	17
7.2 Miscellaneous sites.....	17



GUINEA

[Click here](#) for detailed map



Source: [The World Factbook - Guinea](#)

Government type

Republic

Independence

2 October 1958 (from France)

Constitution

23 December 1990 (Loi Fundamentale) [\(in brief\)](#)

Legal system

Based on French civil law system, customary law, and decree; has not accepted compulsory International Court of Justice jurisdiction

Administrative divisions

33 prefectures and 1 special zone (Conakry)

Source: [The World Factbook - Guinea](#)

2 October 1958	Referendum in favour of full independence (the only French African colony to do so). The first republic is proclaimed with Sékou Touré as president.
November 1970	Portuguese-backed invasion of Guinea, attempted coup by Guinean exiles fails.
26 March 1984	Sékou Touré dies
3 April 1984	Colonel Lansana Conté seizes power, supported by a military committee; proclamation of the 2nd republic
1990	After the outbreak of civil war in neighbouring Liberia and Sierra Leone, thousands of refugees flee to Guinea (at times up to 700,000)
19 Dec. 1993	General Lansana Conté is reaffirmed as president in first democratic presidential elections
January 1994	Proclamation of the 3rd republic
February 1996	A military uprising is crushed
18 Dec. 1998	President Lansana Conté re-elected
Sep. 00 – Mar. 01	Attacks by Sierra Leonean and Liberian rebels are repelled
November 2001	Referendum on constitutional change creates the legal conditions for President Lansana Conté to stay in office after 2003

Source: [Federal Foreign Office \(Germany\) - Guinea: History](#)

1. General Information

1.1 People	Guinea	Ghana	Senegal	1
Population				a
Total estimated population (,000), 2003	8,480	20,923	10,094	
Female estimated population (,000), 2003	4,211	10,513	5,080	
Male estimated population (,000), 2003	4,269	10,410	5,014	
Sex ratio (males per 100 females), 2003	101	99	99	
Average annual rate of change of pop. (%), 2000-2005	1.59	2.17	2.39	
Youth and Elderly Population				b
Total population under age 15 (%), 2003	44	40	43	
Female population aged 60+ (%), 2003	5	6	5	
Male population aged 60+ (%), 2003	4	5	4	
Human Settlements				c
Urban population (%), 2001	28	36	48	
Rural population (%), 2001	72	64	52	
Urban average annual rate of change in pop. (%), '00-'05	3.14	3.12	3.95	
Rural average annual rate of change in pop. (%), '00-'05	0.81	1.67	1.1	
Education				d
Total school life expectancy, 2000/2001	..	7.3	..	1
Female school life expectancy, 2000/2001	..	6.7	..	1
Male school life expectancy, 2000/2001	..	7.8	..	1
Female estimated adult (15+) illiteracy rate (%), 2000	..	36.8	72.3 ⁱ	2
Male estimated adult (15+) illiteracy rate (%), 2000	..	19.7	52.7 ⁱ	2
Employment				e
Unemployment rate (15+) (%), 2000	1
Female adult (+15) economic activity rate (%), 2000	24 ⁱ	2
Male adult (+15) economic activity rate (%), 2000	83 ⁱ	2

Notes: ¹ 1988

1.2 Economy	Guinea	Ghana	Senegal	2
GDP				a
GDP total (millions US\$), 2002	3,174	6,021	4,940	
GDP per capita (US\$), 2002	410	300	494	
PPP GDP total (millions int. US\$), 2002	15,687	41,152 ⁱ	15,361	
PPP GDP per capita(int. US\$), 2002	2,026	2,050 ⁱ	1,535	
Sectors				b
Value added in agriculture (% of GDP), 2003	24.8	35.2	16.9	
Value added in industry (% of GDP), 2003	36.3	24.8	20.8	
Value added in services (% of GDP), 2003	38.9	40.1	62.4	
Miscellaneous				c
GDP implicit price deflator (annual % growth), 2003	12.4	29.3	0.8	
Private consumption (% of GDP), 2003	85.2	82.9	77.4	
Gov't consumption (% of GDP), 2003	7.5	11.5	14.6	

Notes: ¹ Estimate is based on regression; other PPP figures are extrapolated from the latest International Comparison Programme benchmark estimates

¹ [United Nations Statistics Division](#):

^a [Statistics Division and Population Division of the UN Secretariat](#); ^b [Statistics Division and Population Division of the UN Secretariat](#); ^c [Population Division of the UN Secretariat](#); ^{d1} [UNESCO](#); ^{d2} [UNESCO](#); ^{e1} [ILO](#); ^{e2} [ILO/OECD](#)

² [World Bank - Data and Statistics](#):

^a [Quick Reference Tables](#); ^b [Data Profile Tables](#); ^c [Country at a Glance](#)

1.3 Public Spending	Guinea	Ghana	Senegal	
Public expenditures				3
Education (% of GNP), 1985-1987	1.8	3.4	..	a
Education (% of GNP), 1995-1997	1.9	4.2	3.7	a
Health (% of GDP), 1990	2	1.3	0.7	
Health (% of GDP), 1998	2.3	1.7 ⁱⁱ	2.6	
Military (% of GDP), 1990	2.4 ⁱ	0.4	2	b
Military (% of GDP), 2000	1.5	1	1.4	b
Total debt service (% of GDP), 1990	6	6.3	5.7	
Total debt service (% of GDP), 2000	4.4	9.1	5.2	

Notes: ⁱ 1991; ⁱⁱ 1999

1.4 Public Sector Employment and Wages						
<i>Data from the latest year available</i>		Guinea 1991-1995	Guinea 1996-2000	Sub-Saharan Africa average ⁴ 1996-2000	Francophone Africa average ⁴ 1996-2000	Low income group average ⁴ 1996-2000
Employment						
Civilian Central Government ⁵	(,000)			
	(% pop.)	0.30	0.14	0.46
Sub-national Government ⁵	(,000)			
	(% pop.)	0.30	0.14	0.46
Education employees	(,000)			
	(% pop.)	0.62	0.31	0.91
Health employees	(,000)			
	(% pop.)	0.29	0.39	0.62
Police	(,000)			
	(% pop.)	0.07	0.05	0.30
Armed forces	(,000)	10	10			
	(% pop.)	0.15	0.13	0.26	0.19	0.33
SOE Employees	(,000)			
	(% pop.)	13.1
Total Public Employment	(,000)			
	(% pop.)
Wages						
Total Central gov't wage bill	(% of GDP)	..	4.0	6.1	6.9	5.4
Total Central gov't wage bill	(% of exp)	23.3	18.9	28.9	26.4	24.7
Average gov't wage	(,000 LCU)			
Real ave. gov't wage ('97 price)	(,000 LCU)			
Average gov't wage to per capita GDP ratio		4.8	2.8	4.4

Source: [World Bank - Public Sector Employment and Wages](#)

³ UNDP - [Human Development Report 2002](#)

^a Data refer to total public expenditure on education, including current and capital expenditures.

^b As a result of a number of limitations in the data, comparisons of military expenditure data over time and across countries should be made with caution. For detailed notes on the data see SIPRI (2001).

⁴ Averages for regions and sub regions are only generated if data is available for at least 35% of the countries in that region or sub region.

⁵ Excluding education, health and police – if available (view [Country Sources](#) for further explanations).

2. Legal Structure

Guinea is a constitutional republic in which effective power is concentrated in a strong presidency.

Source: [U.S. Department of State - Guinea](#)

2.1 Legislative Branch

Unicameral People's National Assembly or Assemblée Nationale Populaire (114 seats; members are elected by direct, popular vote to serve five-year terms).⁶

women in parliament: 22 out of 114 seats: (19%).⁷

Deputies of the National Assembly are elected by direct universal suffrage. The term of office is a renewable five year period.

One-third (38) of the deputies are elected with by a uninominal electoral system. An organic law fixes the electoral districts. Two-thirds (76) of the deputies are elected through proportional representation by a national list system.

The National Assembly meets in ordinary session twice a year (April and October).

The laws qualified as organic laws by the present Fundamental Law shall be passed and modified by a two-thirds majority of the members composing the National Assembly. They shall not be promulgated if the Supreme Court, obligatorily seated by the President of the Republic, has not declared their conformity to the Fundamental Law.

The initiative of the revision of the Fundamental Law belongs to both the President of the Republic and to the Deputies. The bill or proposition of revision adopted by the National Assembly shall only become definitive after having been approved by referendum.

Source: [Constitution of the Republic of Guinea \(in French\)](#)⁸

Fact box:

elections: Last held 30 June 2002 (next to be held 2007)

election results:
percent of vote by party - PUP 61.6%, UPR 26.6%, other 11.8%; seats by party - PUP 85, UPR 20, other 9

2.2 Executive Branch

cabinet: Council of Ministers appointed by the president

elections: president elected by popular vote for a five-year term; candidate must receive a majority of the votes cast to be elected president; election last held 21 December 2003 (next to be held December 2008); the prime minister is appointed by the president.

The President is elected by direct universal suffrage. The candidate who obtains the absolute majority of the votes is elected President. In the case where no candidate receives the majority vote, a run-off will take place. A nationwide referendum (November 2001) amended the constitution to permit the president to run for an unlimited number of terms, and to extend the presidential term from 5 to 7 years.⁹

The President of the Republic appoints and dismisses ministers. The President also appoints officials to all levels of the administration.

⁶ Source of fact boxes if nothing else stated: [The World Factbook - Guinea](#)

⁷ [Inter-Parliamentary Union - Women in National Parliaments](#)

⁸ [Extracts of the Constitution of the Republic of Guinea \(in English\)](#)

⁹ [U.S. Department of State \(Background Notes\) - Guinea](#)

The President can, after having consulted the President of the National Assembly, submit to referendum any bill pertaining to the organization of public authorities, concerning fundamental rights and freedoms or economic and social action of the state, or purporting to authorize the ratification of a treaty.

He shall, if the National Assembly demands by a resolution adopted by two-thirds of its members, submit to referendum all bills pertaining to the organization of public authorities or concerning fundamental rights and freedoms.

The initiative of the revision of the Fundamental Law belongs to both the President of the Republic and to the Deputies. The bill of revision shall not be presented to referendum when the President of the Republic decides to submit it only to the National Assembly. In this case the bill of revision shall be approved by a two-thirds majority of the members of the National Assembly.

Fact box:
chief of state:
President Lansana
CONTE (head of
military government
since 5 April 1984,
elected president 19
December 1993)
head of government:
Prime Minister
Francois Lonseny
FALL (since 23
February 2004)

Source: [Constitution of the Republic of Guinea \(in French\)](#)¹⁰

2.3 Judiciary Branch

Court of Appeal or Cour d'Appel.

The Constitution provides for the judicial authority as independent of the executive authority and legislative authority. According to the Constitution judicial authority shall be exercised exclusively by the courts and tribunals.¹¹

The judiciary includes courts of first instance, the two Courts of Appeal, and the Supreme Court, which is the court of final appeal. A military tribunal prepares and adjudicates charges against accused military personnel, to whom the Penal Code does not apply. Civilians are not subject to military tribunals.

The State Security Court is comprised of magistrates directly appointed by the President, and the verdict is open to an appeal only on a point of law, not for the re-examination of evidence.

The Penal Code provides for the presumption of innocence of accused persons, the independence of judges, the equality of citizens before the law, the right of the accused to counsel, and the right to appeal a judicial decision.

Traditional systems of justice at village or urban neighborhood level exist. Litigants present their civil cases before a village chief, a neighborhood leader, or a council of "wise men." Authorities may refer a case from the formal to the traditional system to ensure compliance by all parties. Similarly, if a case cannot be resolved to the satisfaction of all parties in the traditional system, it may be referred to the formal system for adjudication.

Source: [U.S. Department of State \(Human Rights\) - Guinea](#)

¹⁰ [Extracts of the Constitution of the Republic of Guinea \(in English\)](#)

¹¹ [Extracts of the Constitution of the Republic of Guinea \(in English\)](#)

2.4 Local Government

Government administration is carried out at several levels; in descending order, they are: eight regions, 33 prefectures, over 100 sub-prefectures, and many districts (known as *communes* in Conakry and other large cities, and villages or *quartiers* in the interior).

Source: [U.S. Department of State - Guinea](#)

3. The State and Civil Society

3.1 Ombudsperson

Source: Institution - Title

3.2 NGOs

Source: Institution - Title

3.3 Civil Society

Source: Institution - Title

4. Civil Service

According to the Ministry of Employment and Civil Service (MOECS), the total number of employees was around 53,456 in 2002. During 1999 to 2001, central government employment¹² was concentrated in three sectors: 39.1 percent of all central civil servants, mainly teachers, were in the education sector; 15.7 percent were in rural development; and 12.2 percent were in the health sector.

Source: [World Bank \(Guinea\) - Public Expenditure Review \(June 10, 2004\)](#)

4.1 Legal basis

Law No. 2001/028/AN on the statute of the civil service provides the legal basis for the civil service.

Law No. 2001/029/AN on the management of the civil service, gives the Ministry of Employment and Civil Service the responsibility of creating any new organizational structure, on the basis of the organizational frameworks and staffing plans proposed by ministries on an annual or a mid-term basis. These plans identify quantitative and qualitative needs in terms of permanent civil servants.

The Ministry of Employment and Civil Service is the line Ministry charged with monitoring the management of public services and their personnel. Monitoring procedures are published in the Ministry's bulletin, but their implementation is entrusted to individual ministries' Directorate of Financial and Administrative Management (DAAF). Article 43 of the Law permits each Ministry to create services responsible for human resource management.

Source: [World Bank \(Guinea\) - Public Expenditure Review \(June 10, 2004\)](#)

4.2 Recruitment

Applicants join the civil service through a competitive process (Law L/2001/028/AN). In practice, the recruitment policy is driven by the number of employees budgeted for by the Ministry of Finance in the "Loi des Finances". Because of this budget-constrained approach, there is a disincentive for ministries to present a case for new posts based on overall priorities, job descriptions, objectives, expected results and performance indicators to be negotiated with the Ministry of Employment and Civil Service and the Ministry of Finance.

Two sectors (security and education) are currently hiring on a local competitive basis.

Source: [World Bank \(Guinea\) - Public Expenditure Review \(June 10, 2004\)](#)

4.3 Promotion

Civil servants are divided into three grades: Grade A (senior technicians and managers), B (middle level employees) and C (low educational level) which again are divided into multiple steps.¹³ Within grades, employees' promotion to the next step depends on their annual performance. Employees are graded from 0 (unsatisfactory)

¹² Excl. armed forces

¹³ In 2003 the majority of central government civil servants (76 percent) were in grades A (35 percent) and B (41 percent) in 2003.

to 4 (outstanding). Movement from a grade to a higher one is more complex, and may require additional training.

The first civil service reform implemented from 1985 to 1993 sought to reclassify and reduce the high number of A and B categories of employees inherited from the former Marxist regime. This first reform also reduced the number of categories from seven to three in 1987. The old E, F and G categories were eliminated, with these employees assuming contractual status, leading to an increase in the number of C category and contractuales over the period 1992-1997.

Regarding promotion policy, the recent 2001 Laws are predicated on a merit-based policy administered by supervisors.

Source: World Bank (Guinea) - Public Expenditure Review (June 10, 2004)

4.4 Remuneration

Notwithstanding recent increases, the average annual pay of a grade compared to the pay of the lowest level of the grade (the "compression ratio") is low by international standards. Maintaining the average wage of A and B categories at relatively low levels and keeping the number of high and middle level employees has contributed to the low compression ratio.¹⁴

Moreover, the pay for equivalent jobs in the private sector ranges from 1.5 to 6 times the level in the public sector, with banking and insurance offering the highest salaries for all equivalent categories. The earnings gap between the sectors is greatest at the senior executive and middle management levels.

Wages expenditures by employment category (in billion of GNF in constant price, 1994 = 100)

Grades		1997	1998	1999	2000	2001	2002	Average (1997-	Compressio Ratio (in
A	Level	39.4	40.5	40.1	40.2	39.7	41.3	40.2	1.92
	Share (%)	25.5	26.1	25.1	25.3	25.4	24.8	25.4	
	Growth	-	2.7	-1.1	0.3	-1.2	4.0	1.0	
B	Level	39.4	38.7	37.8	37.9	36.2	37.1	37.8	1.38
	Share (%)	25.4	24.9	23.6	23.8	23.2	22.2	23.9	
	Growth	-	-1.9	-2.4	0.2	-4.3	2.4	-1.2	
C	Level	13.5	12.6	12.3	12.1	11.5	11.2	12.2	1.00
	Share (%)	8.7	8.1	7.7	7.6	7.4	6.7	7.7	
	Growth	-	-6.9	-2.5	-1.3	-4.5	-2.7	-3.6	
PC(j)	Level	9.3	8.7	8.4	7.9	7.5	6.5	8.0	1.32
	Share (%)	6.0	5.6	5.2	5.0	4.8	3.9	5.1	
	Growth	-	-6.0	-4.0	-5.3	-5.8	-12.7	-6.8	
Other	Level	53.3	55.0	61.4	60.7	61.4	70.5	60.4	
	Share (%)	34.4	35.4	38.4	38.2	39.3	42.3	38.0	
	Growth	-	3.2	11.5	-1.1	1.2	14.9	5.9	
Total	Level	155.0	155.5	159.9	158.8	156.4	166.7	158.7	
	Share (%)	100.0	100.0	100.0	100.0	100.0	100.0	100.0	
	Growth (%)	-	0.4	2.8	-0.7	-1.5	6.6	1.5	
Total as % of Expenditure		44.8	46.5	45.3	40.6	31.9	30.5	39.9	

Source: Ministry of
(j) PC: permanent contractuales

¹⁴ The second civil service reform of 1996 the increase in civil service employment was due mainly to an increase in categories A and B.

Private sector incomes (monthly, GNF)

	Top Executive (=Grade A)			Middle Manager (=Grade B)			Support Staff (=Grade C)		
	Industries	Services (i)	Agriculture	Industries	Services (i)	Agriculture	Industries	Services (i)	Agriculture
Maximum	1,275,000	1,561,000	578,000	475,000	726,525	446,145	300,000	395,850	260,000
Mean	762,500	1,244,600	381,500	305,000	561,188	295,573	188,500	269,588	160,000
Minimum	250,000	928,200	185,000	135,000	395,850	145,000	77,000	143,325	60,000
Public Sector (ii)		202,218			146,028			105,576	
Ratio Private/Public (ii)	3.77	6.15	1.89	2.09	3.84	2.02	1.79	2.55	1.52

Source: Agence Guinéenne de Promotion de l'Emploi (AGUIPE), Authors calculation

(i): Banking and Insurance

(ii) Calculation based on Wage Bill to Number of Employees by category. The ratio is private sector mean income to public

The deployment of service delivery personnel to remote areas or even outside the towns has long proved difficult, without the payment of salary supplements and allowances or in some cases the provision of housing. The problem is compounded by the fact that many teachers and health workers are the spouses of civil servants, the bulk of whom are centrally based.

The Government allocates an increasing share of its wage bill budget to the non-civil service category (from 34.4 percent in 1997 to 42.3 percent in 2002) due to recruitment of contract personnel in education (mainly for primary education), in health (mainly for primary health care centers) and for the agricultural and livestock services and rural works. Given the continuing, low level of fiscal revenues that represents around 12 percent of GDP in 2002, non-salary expenditures are at risk of being "crowded out".

Source: World Bank (Guinea) - *Public Expenditure Review* (June 10, 2004)

4.5 Training

Source: *Institution - Title*

4.6 Retirement

The Civil Service Law (2001/028/AN) sets the retirement age at 60 years for grades B and C.

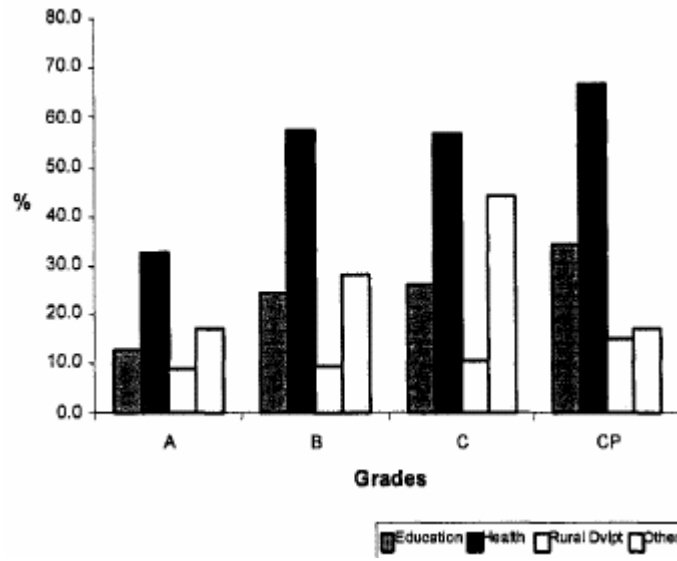
Source: World Bank (Guinea) - *Public Expenditure Review* (June 10, 2004)

4.7 Gender

The gender distribution of central civil servants shows that the majority of female staff is either in grade C or in the permanent contractual category. This imbalanced gender distribution is characteristic of low-income countries because many fewer girls and young women complete secondary school and university compared with their male counterparts. Guinea's health sector, followed by the education sector, is the largest employer of women: 32.8 percent, 57.3 percent, 57.1 percent and 66.8 percent, of respectively A, B, C grades and permanent contractuales. This is due

mainly to the new hiring policy for nurses and midwives that has been implemented since 2002.

Sectoral share of women in the civilian government employment (2003)



Source: World Bank (Guinea) - [Public Expenditure Review \(June 10, 2004\)](#)

5. Ethics and Civil Service

5.1 Corruption

2003 CPI Score" relates to perceptions of the degree of corruption as seen by business people and country analysts and ranges between 10 (highly clean) and 0 (highly corrupt).

Corruption Perceptions Index							
Rank	Country	2003 CPI Score	Surveys Used	Standard Deviation	High-Low Range	Number Inst.	90 percent confidence range
1	Highly clean	9.7	8	0.3	9.2 - 10.0	4	9.5 - 9.9
..	Guinea
133	Highly corrupt	1.3	8	0.7	0.3 - 2.2	6	0.9 - 1.7

Source: [Transparency International - Corruption Perceptions Index 2003](#)

Surveys Used: Refers to the number of surveys that were used to assess a country's performance. 17 surveys were used and at least 3 surveys were required for a country to be included in the CPI.

Standard Deviation: Indicates differences in the values of the sources. Values below 0.5 indicate agreement, values between 0.5 and c. 0.9 indicate some agreement, while values equal or larger than 1 indicate disagreement.

High-Low Range: Provides the highest and lowest values of the sources.

Number Institutions: Refers to the number of independent institutions that assessed a country's performance. Since some institutions provided more than one survey.

90 percent confidence range: Provides a range of possible values of the CPI score. With 5 percent probability the score is above this range and with another 5 percent it is below.

In February 2000, the government created the National Anti-Corruption Committee (Comite' National de Lutte contre la Corruption - CNLC) with the mission to carry out a general audit of public enterprises together with a study on corruption mechanisms and fraudulent schemes. In addition, the CNLC was entrusted with the responsibility to design a policy of prevention and mechanisms to fight corruption.

Source: [Norwegian Agency for Development Cooperation \(Norad\) - UNDP Activities in Anti-Corruption \(2003\)](#)

The Committee started operations in June 2000. It collaborates closely with the government oversight agencies (*Inspection Générale d'Etat, Inspection Générale des Finances, and Direction Nationale du Contrôle Financier*). In short, the CNLC is an inter-institutional agency with a government mandate for both preventive and investigative initiatives in the areas of governance and corruption.¹⁵

Source: [IMF - Memorandum of Economic and Financial Policies \(December 6, 2000\)](#)

The public trial, broadcast in the media, of the cases of misappropriation of public funds forwarded by the CNLC to the judicial authorities began in November 2002.

The CNLC began its sociological surveys, covering the entire territory, to establish a national anticorruption strategy and will continue its investigations into corruption cases. The Ministry of Justice has also set up a joint committee to define procedures and functional relations between the CNLC and the Chancery.

Source: [IMF - Conclusions of the IMF Article IV \(May 10, 2003\)](#)

In 2003, the CNLC launched the implementation of the three diagnostic surveys by StatView, a local survey firm in July. The Report was disseminated January 2004.

¹⁵ [World Bank \(Guinea\) - WBI Governance Newsletter \(June 26, 2003\)](#)

The CNLC plans to use the results of surveys to draft a governance reform plan and design a pedagogical/awareness-building strategy for the country.¹⁶

Source: [World Bank \(Guinea\)](#) - [WBI Governance Newsletter \(June 26, 2003\)](#)

5.2 Ethics

Source: [Institution](#) - [Title](#)

¹⁶ [Click here](#) for latest development according to IMF.

6. e-Government

e-Government Readiness Index:

The index refers to the generic capacity or aptitude of the public sector to use ICT for encapsulating in public services and deploying to the public, high quality information (explicit knowledge) and effective communication tools that support human development.

The index is comprised of three sub-indices: Web Measure Index, Telecommunications Infrastructure Index and Human Capital Index.

Web Measure Index:

A scale based on progressively sophisticated web services present. Coverage and sophistication of state-provided e-service and e-product availability correspond to a numerical classification.

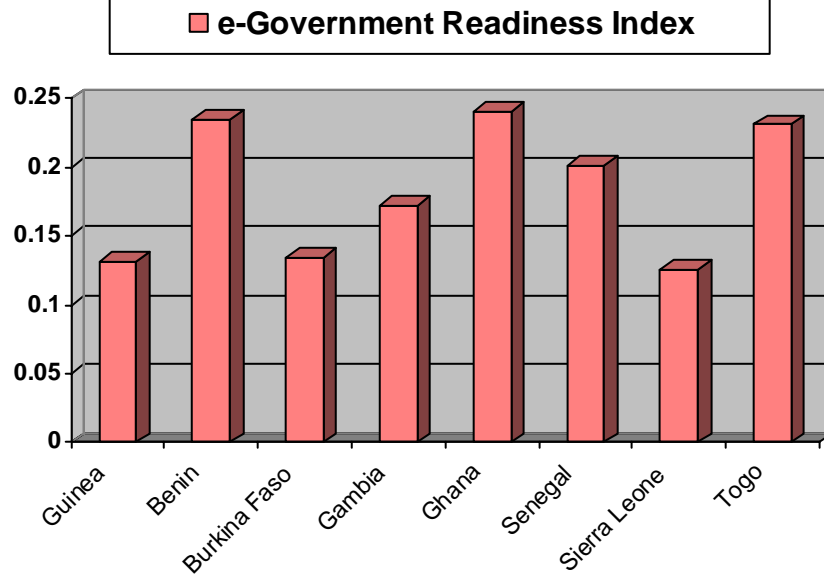
Telecommunications Infrastructure Index:

A composite, weighted average index of six primary indices, based on basic infrastructural indicators that define a country's ICT infrastructure capacity.

Primary indicators are: PC's, Internet users, online population and Mobile phones. Secondary indicators are TVs and telephone lines.

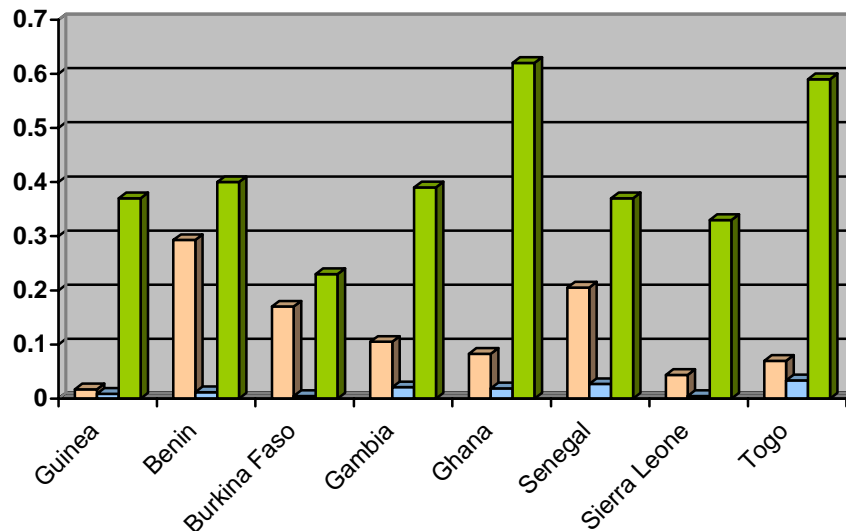
Human Capital Index:

A composite of the adult literacy rate and the combined primary, secondary and tertiary gross enrolment ratio, with two thirds of the weight given to adult literacy and one third to the gross enrolment ratio.



Source: United Nations – World Public Sector Report 2003

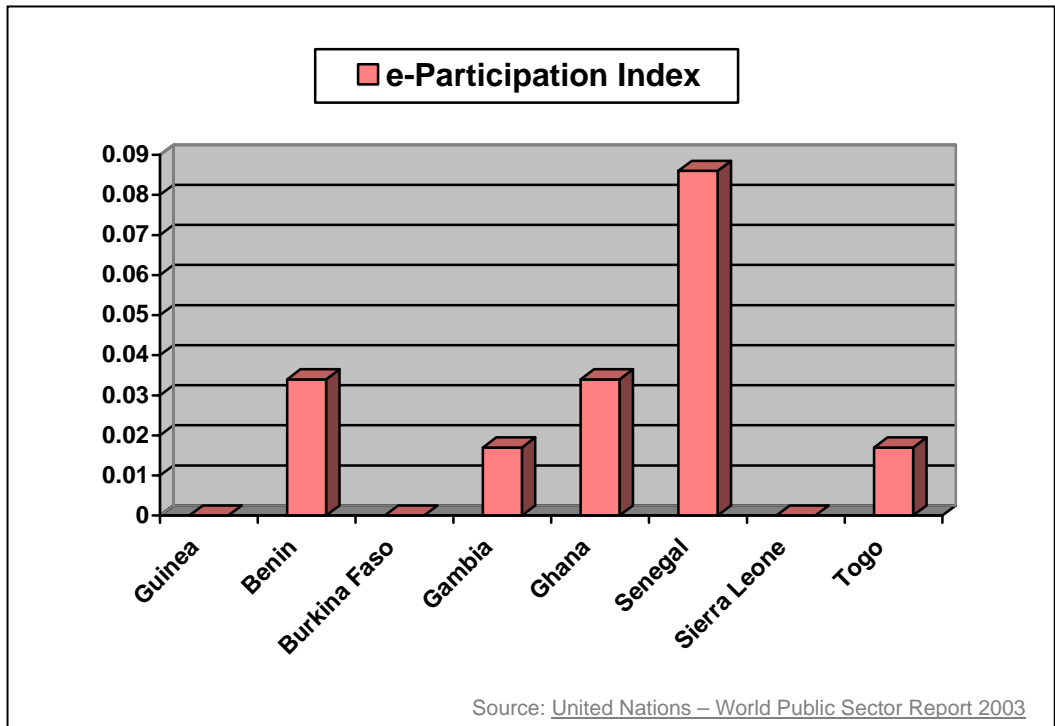
Web Measure Index, Telecom. Infrastructure Index, Human Capital Index



Source: United Nations – World Public Sector Report 2003

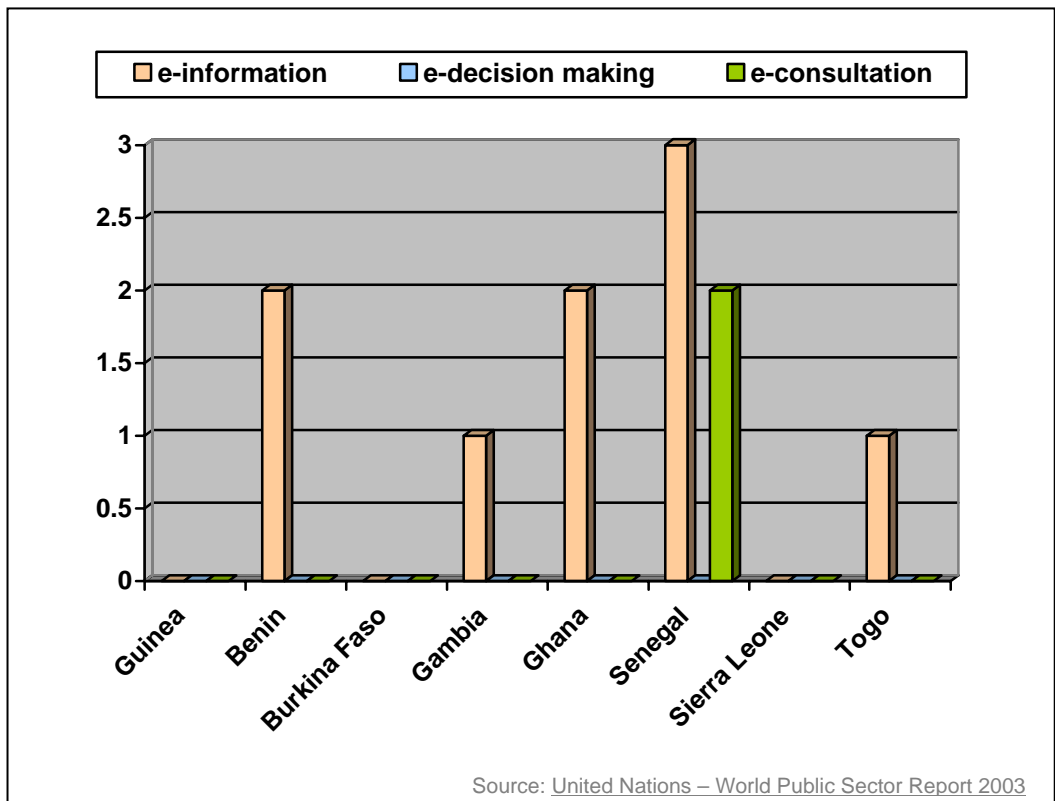
e-Participation Index:

Refers to the willingness, on the part of the government, to use ICT to provide high quality information (explicit knowledge) and effective communication tools for the specific purpose of empowering people for able participation in consultations and decision-making both in their capacity as consumers of public services and as citizens.



e-information:

The government websites offer information on policies and programs, budgets, laws and regulations, and other briefs of key public interest. Tools for disseminating of information exist for timely access and use of public information, including web forums, e-mail lists, newsgroups and chat rooms.



e-decision making:

The government indicates that it will take citizens input into account in decision making and provides actual feedback on the outcome of specific issues.

e-consultation:

The government website explains e-consultation mechanisms and tools. It offers a choice of public policy topics online for discussion with real time and archived access to audios and videos of public meetings. The government encourages citizens to participate in discussions.

7. Links

7.1 National sites	
Authority	Topic
Official site of the Republic of Guinea	http://www.guinee.gov.gn/
National Assembly	http://www.assemblee.gov.gn/

7.2 Miscellaneous sites	
Institution	Topic
African Civil Services Observatory (OFPA)	http://www.ofpa.net/
African Development Bank (ADB)	http://www.afdb.org/
African Institute for Economic Development and Planning (IDEP)	http://www.unidep.org/
African Training and Research Centre in Administration for Development (CAFRAD)	http://www.cafrad.org/
African Union (AU)	http://www.africa-union.org/
European Union (EU)	http://europa.eu.int/comm/development/ACP countries
International Labour Organization (ILO) - NATLEX	http://www.ilo.org/dyn/natlex/natlex_browse.home
New Partnership for Africa's Development (NEPAD)	http://www.nepad.org/
UNPAN	http://www.unpan.org/virtual_library-byregion.asp
United Nations in Guinea	http://www.snu-gn.org
United Nations Development Programme (UNDP)	http://www.snu-gn.org/pnud/Html/index.htm
United Nations Economic Commission for Africa (ECA)	http://www.uneca.org/
World Bank (WB)	http://www.worldbank.org/gn