

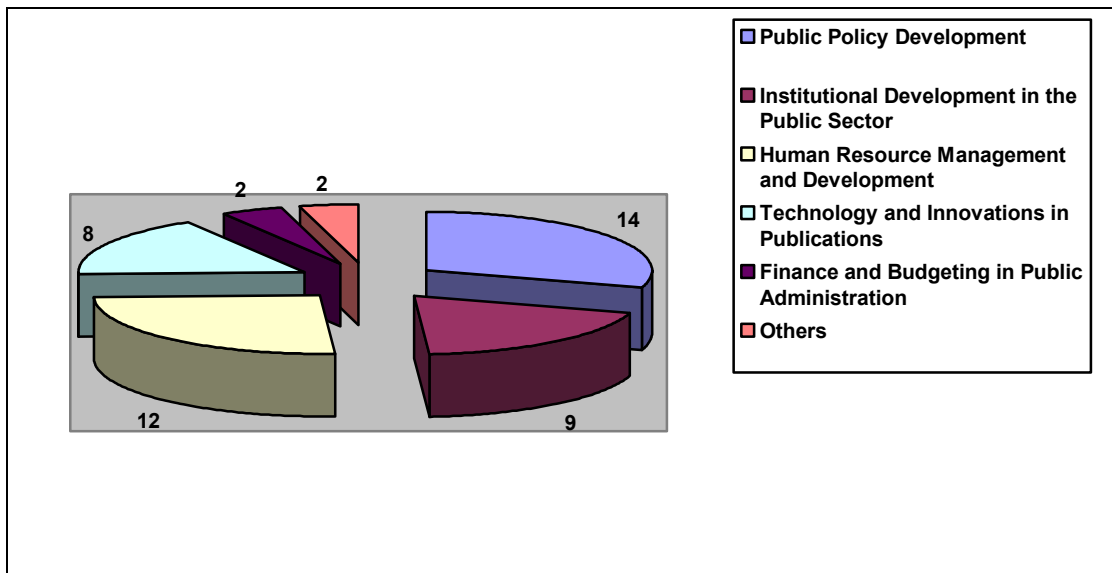


UNPAN Website Feedback Analysis Period: October 2009 – February 2010

1. What are the subject areas that interest you?

Total Respondents: 28

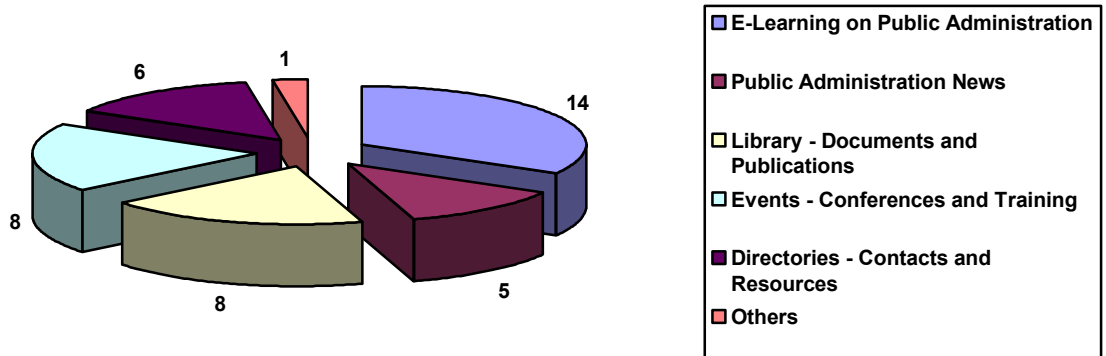
Question	Response
1. Public Policy Development	14
2. Institutional Development in the Public Sector	8
3. Human Resource Management And Development	12
4. Technology and Innovation in Publications	8
5. Finance and Budgeting in Public Administration	2
6. Others	2



2. What are the products or services that interest you?

Total Respondents: 28

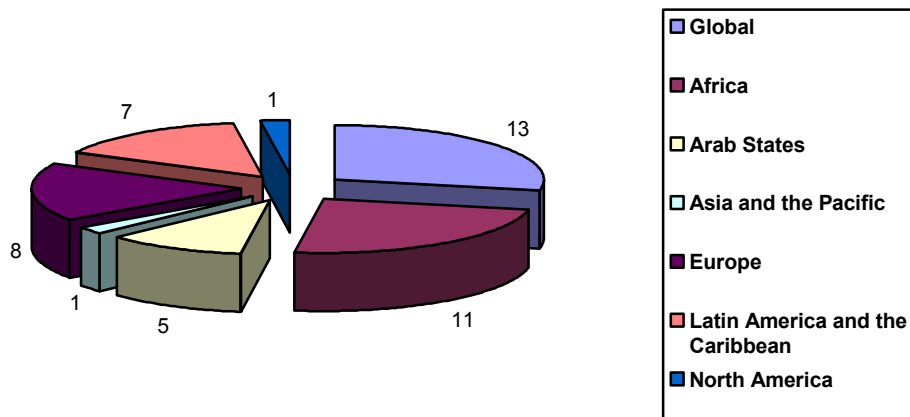
Question	Response
1. E-Learning on Public Administration	14
2. Public Administration News	5
3. Library – Documents and Publications	8
4. Events – Conferences and Training	8
5. Directories – Contacts and Resources	6
6. Others	1



3. Which geographical areas are your focus?

Total Respondents: 28

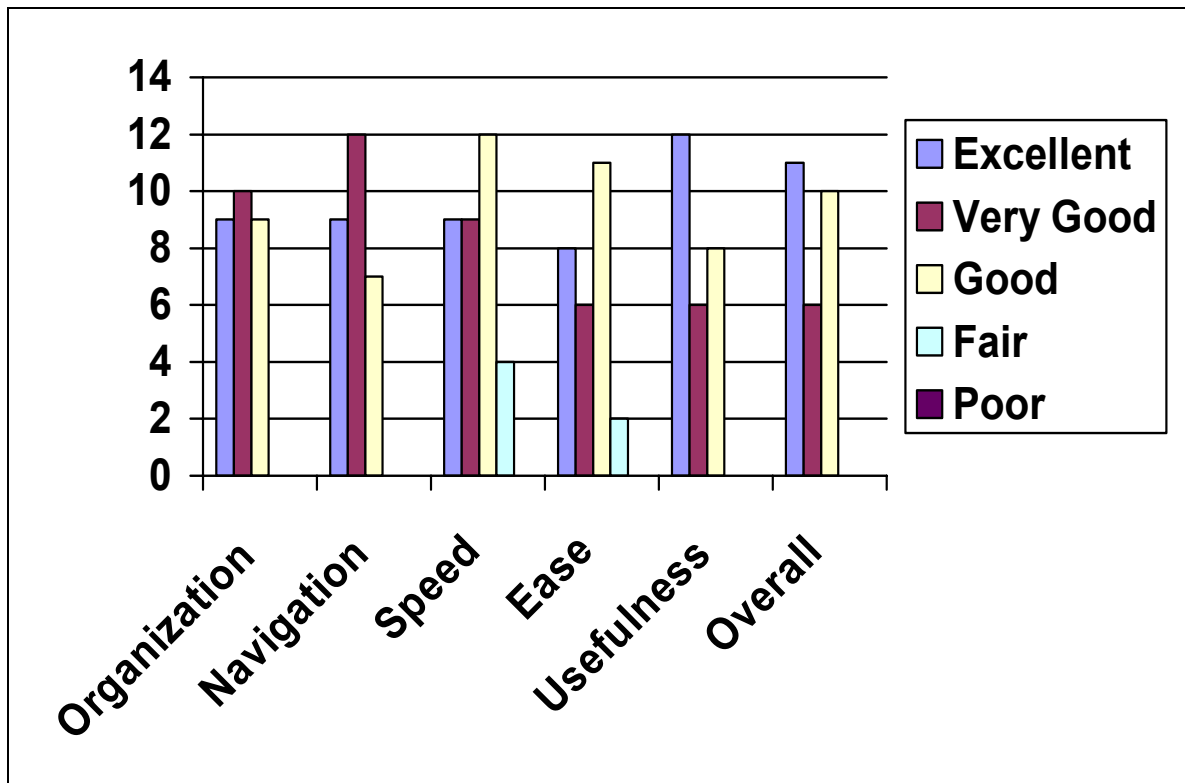
Questions	Response
1. Global	13
2. Africa	11
3. Arab States	5
4. Asian and the Pacific	1
5. Europe	8
6. Latin America and the Caribbean	7
7. North America	1



4. Please rate our following features:

Total Respondents: 28

	Excellent	Very Good	Good	Fair	Poor
Organization/ Layout	9	10	9	0	0
Navigate (ease of moving around the website)	9	12	7	0	0
Speed of Page Loads	9	9	12	0	0
Ease of finding desired information	8	6	11	4	0
Usefulness of information on the site	12	6	8	2	0
Overall website experience	11	6	10	1	0



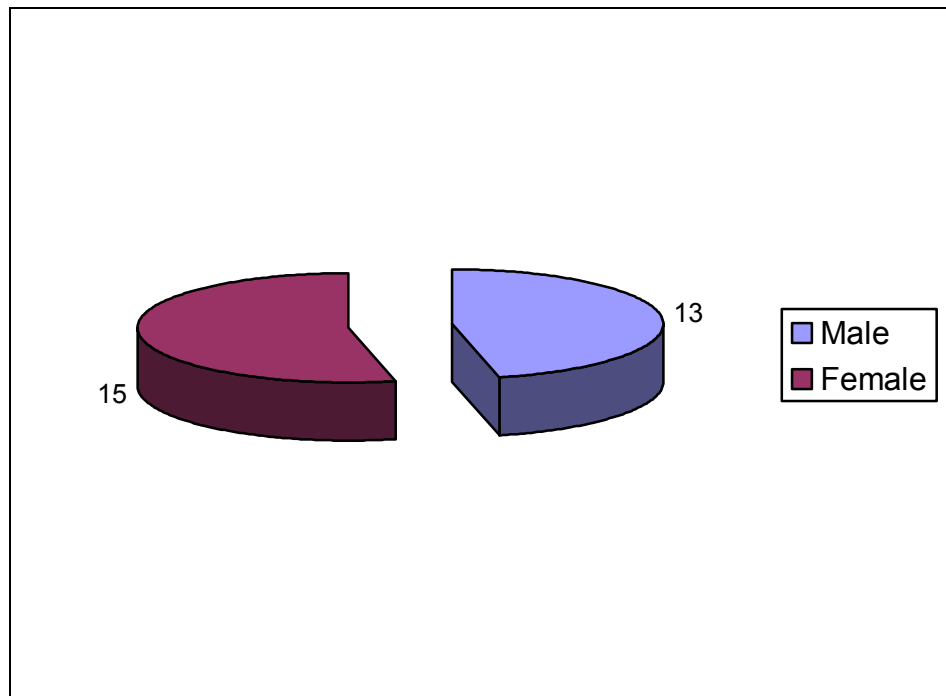
5. Please Give Us Your Comments and Suggestions:

- Create a page where those browsing the site can communicate online and share ideas grouping them into different groups such as Administrators, Teachers, Students, Researchers, etc.
- Web site is good.
- No comment, because things are doing well in UNPAN Survey. I will appreciate more information, because the information is basis of knowledge.

6. Gender:

Total Respondents: 28

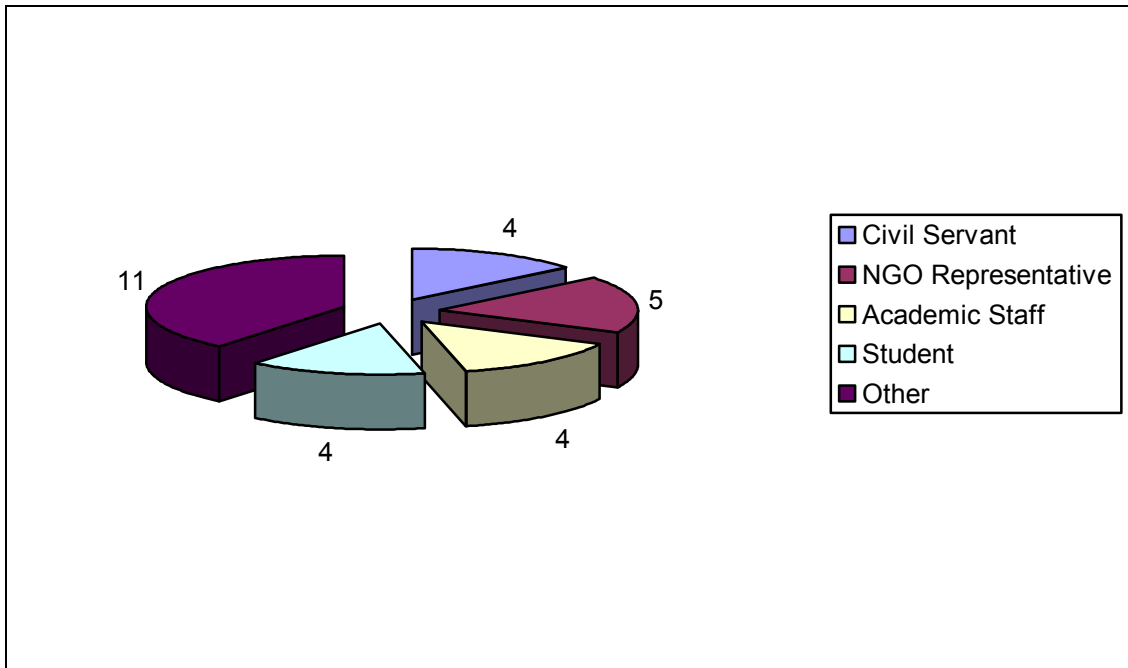
Question	Response
1. Male	13
2. Female	15



7. Occupation:

Total Respondents: 28

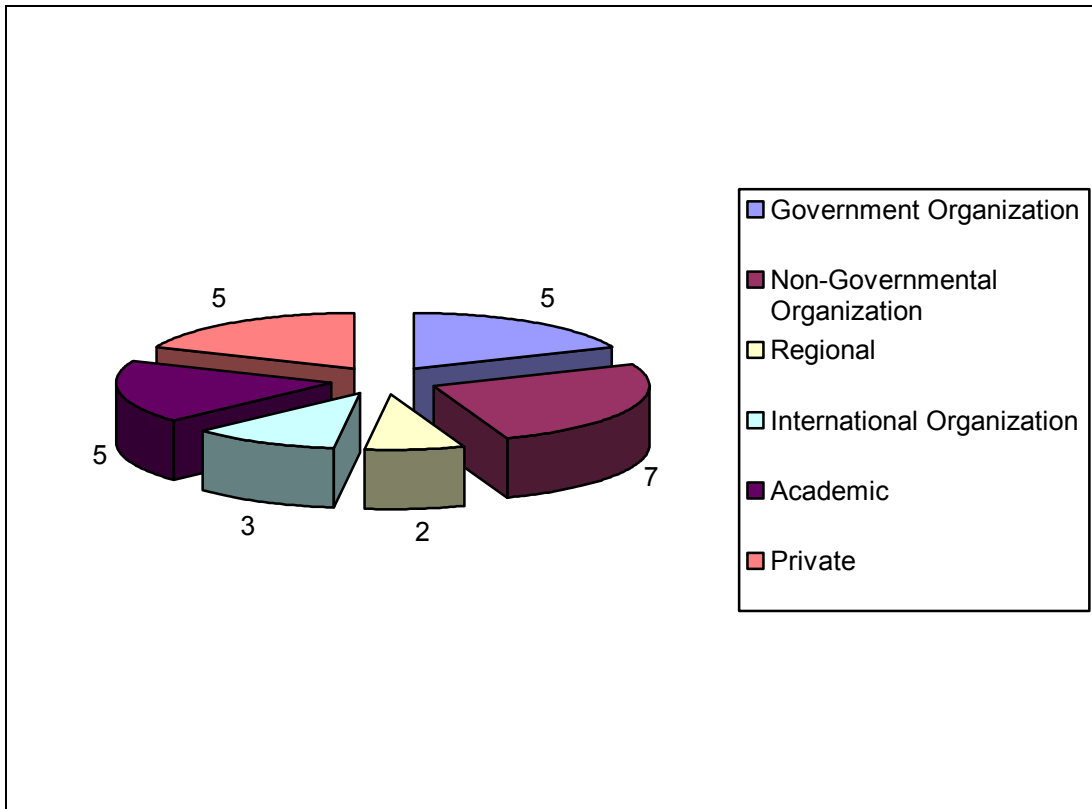
Question	Response
1. Civil Servant	4
2. NGO Representative	5
3. Academic Staff	4
4. Student	4
5. Other Profession	11



8. Organization:

Total Respondents: 28

Question	Response
1. Government Organization	5
2. Non-governmental Organization	7
3. Regional Organization	2
4. International Organization	3
5. Academic Institution	5
6. Private Sector	5



9. Personal Information (optional):

None